



English 4° grade

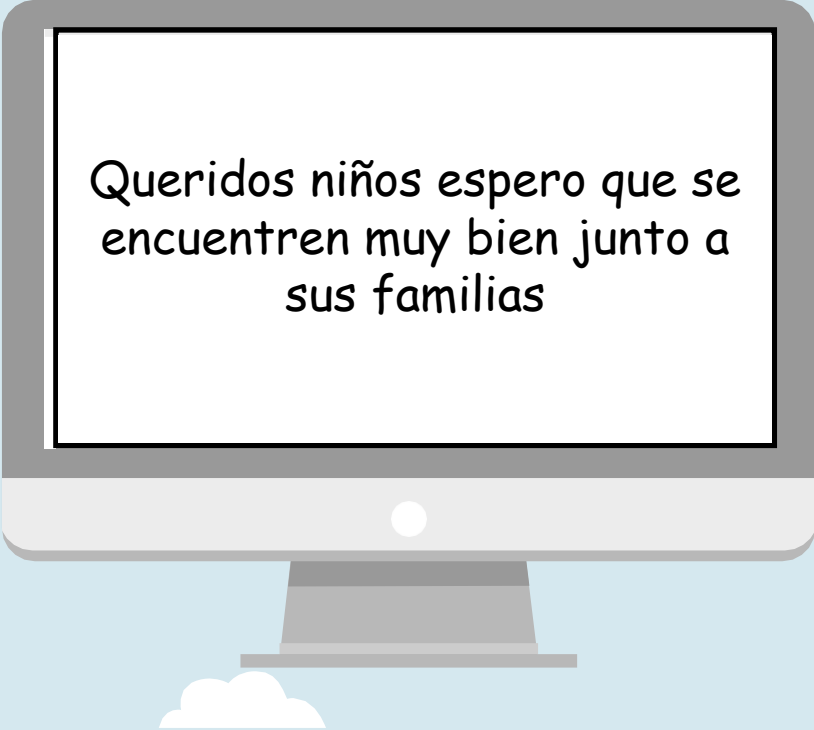
Week: N°23

School: Aurora de Chile

Teacher: Julia Guerrero

Mail: julia.guerrero@colegio-auroradechile.cl





Queridos niños espero que se
encuentren muy bien junto a
sus familias

Los invito a observar el video
de apoyo a nuestra clase.

<https://www.youtube.com/watch?v=lxH7NBbL9JY>

Our resources



1



Your book and notebook

2



Your pencil case

3



Some electronic device

4

and you!





Objective:

Identificar insectos a través de imágenes para responder preguntas.

Learning path



1

Activar conocimientos
previos



2

Conocer vocabulario



3


Ejercitar preguntas y
respuestas



4

Evaluar

Let's remember the insects



Let's remember the vocabulary

Wings = alas

legs= piernas

sting= aguijón

antennae= antenas

body = cuerpo

shell = caparazón

No olvides el verbo can que significa puede (de habilidad)

Ej: Grasshopper can fly





Where can they live?

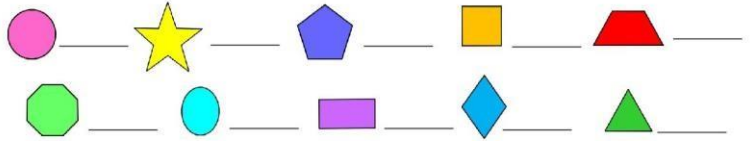



They can live



- Underground bajo la tierra
 - Above the ground en la tierra
 - In the water en el agua
 - In a leaf en una hoja
 - In a pond en un estanque
 - In the grass en el pasto
- 
- 

I SPY: Shapes





Let's practice the questions! (recuerda live =vive)

Where do the snails live?
They live near the pond.

Where do the worms live?
They live underground.

Has a centipede got a long body?
Yes, it has.

Has an ant got wings?
No, it hasn't.

Someone famous



Now your turn!

Has it got wings?



Has it got four legs?



¿Cuáles fueron tus respuestas?

Has it got wings?
Yes, it has.



Has it got four legs?
No, it hasn't.





AWESOME
WORDS
Congratulations!



Take care of yourself

