

## 4° grade English worksheet class n° 18

**OA semanal:** Identificar alimentos a través de imágenes para expresar gustos y hacer y contestar preguntas


**Importante:** observa muy bien el **Power Point de apoyo (no imprimas)**

### ACTIVIDADES DEL ESTUDIANTE

1) Observa el video apretando este link:

<https://www.youtube.com/watch?v=rgD29iGFTUU>

- 2) Escribe el objetivo de aprendizaje en tu cuaderno y la fecha
- 3) Lee la ruta de aprendizaje.
- 4) Completa los ejercicios del libro de actividades volume2 las páginas 34 y 35 ejercicio 3
- 5) Completa los ejercicios de la guía



Name: \_\_\_\_\_

Date: August 3<sup>rd</sup>



I- Read, complete and color

The worksheet is divided into two main sections. The left section shows a dining table with a clock and a window. Above the table are four circular icons: a fish, a slice of pizza, a bowl of salad, and a carton of juice. Below the table is a blank plate with a fork and a knife. A text box at the bottom contains the sentences: "I have dinner at \_\_\_\_\_" and "I have \_\_\_\_\_ for dinner." The right section is titled "My meals" and shows a table with a glass of water and a plate of food. A text box at the bottom contains the sentence: "Name: \_\_\_\_\_".

# My meals



Name: \_\_\_\_\_

 <p>I have breakfast at _____. I have _____ for breakfast.</p>	 <p>I have lunch at _____. I have _____ for lunch.</p>
--	---

II- Complete the sentences

Breakfast: I have \_\_\_\_\_  
\_\_\_\_\_

Lunch: \_\_\_\_\_  
\_\_\_\_\_

Dinner: \_\_\_\_\_  
\_\_\_\_\_

