

## 4° grade English worksheet class n° 14

**OA semanal: Identificar países a través de imágenes para describir personas**

**Importante:** observa muy bien el **Power Point de apoyo** (no imprimas)

### ACTIVIDADES DEL ESTUDIANTE


- 1) Observa el video apretando este link:  
<https://www.youtube.com/watch?v=0vY2sf2jty4>
- 2) Escribe el objetivo de aprendizaje en tu cuaderno y la fecha
- 3) Lee la ruta de aprendizaje.
- 4) Completa los ejercicios del libro de actividades páginas 14 y 15 ejercicio N° 2
- 5) Completa los ejercicios de la guía




Name: \_\_\_\_\_

Date: July 6<sup>th</sup>

I- Cut and match  
(Corta, une y pega en tu cuaderno con su respectiva etiqueta)





 His name's Oscar.  
He's from Spain. He likes  
reading ghost stories.

 His name's Carlos.  
He's from Mexico. He  
likes gardening.

 Her name's Lian.  
She's from China. She  
likes playing the guitar.

 His name's Emil.  
He's from France. He  
likes playing football.

 Her name's Rachel.  
She's from the USA. She  
likes camping.

 Her name's Tina. She's  
from the UK. She likes  
surfing.

II- Read and write tic: ✓ cross ✗  
(Lee y escribe tic o cruz)



Hello! My name's Pablo. I'm from Spain. I speak Spanish and English. I speak a little Italian, too. I like cycling and swimming. My favourite subjects are Maths and Science.

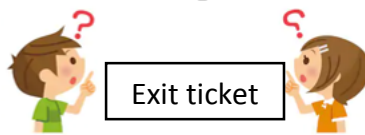
1. His name is Peter.
2. He's from Spain.
3. He speaks Spanish and Chinese.
4. He likes cycling and swimming.
5. His favourite subjects are Maths and English.

Nuestro exit ticket dice:

3 cosas que aprendí

2 cosas que disfruté o me gustaron

1 pregunta que tengo



3 things that I  
learned: \_\_\_\_\_

\_\_\_\_\_

2 things that I  
enjoyed: \_\_\_\_\_

\_\_\_\_\_

1 question that I  
have: \_\_\_\_\_

\_\_\_\_\_