

# English 4° grade

Week : N° 6

School : Aurora de Chile

Teacher : Julia Guerrero D.

Mail: [jguerrero@Hotmail.com](mailto:jguerrero@Hotmail.com)



# Objective:

- Identificar lugares de la ciudad a través de imágenes para decir lo que hay en una ciudad.



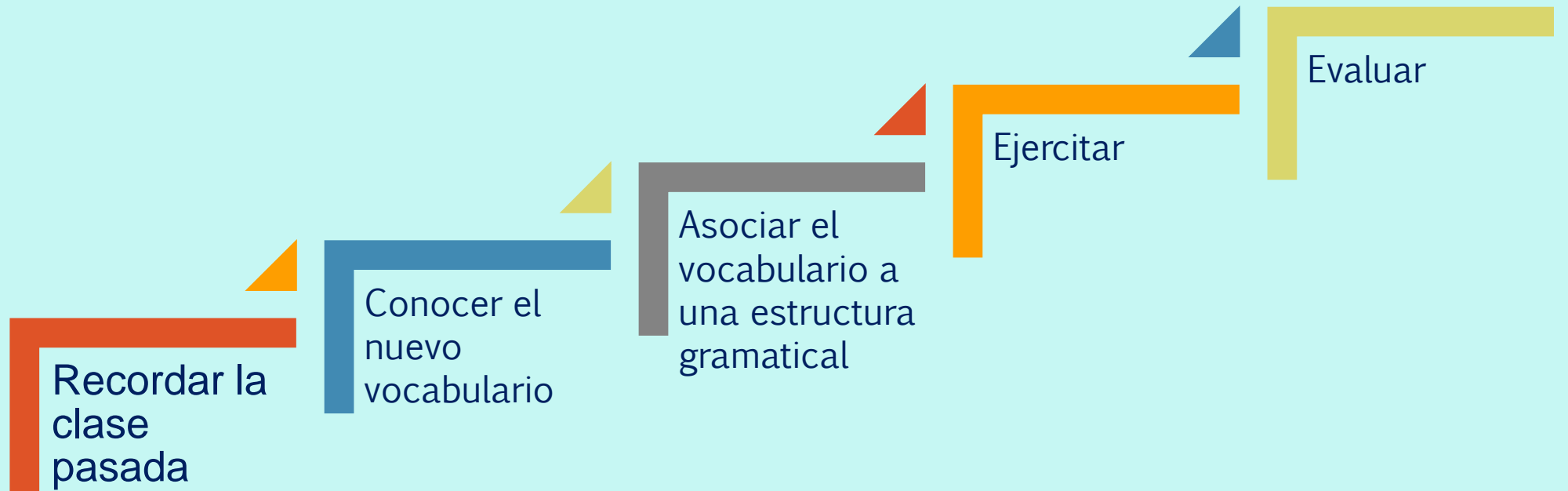
# ¿Comencemos?

Observa este link

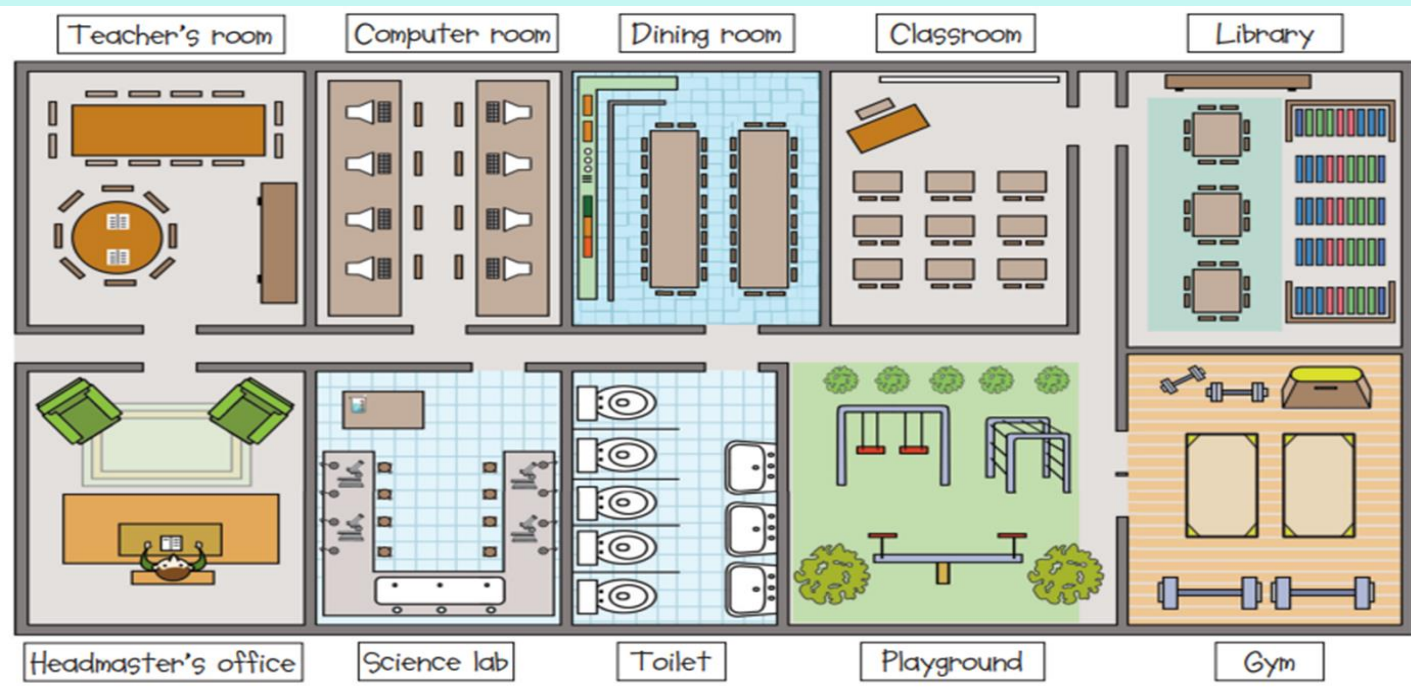
<https://www.youtube.com/watch?v=EfD2k9beP-4>



# To day



# Let's remember



1- Where do you play football?

- a) In the bathroom
- b) In the classroom
- c) In the gym

2- Where do you read books?

- a) In the library
- b) In the dining room
- c) In the computer lab

Si elegistes la c y la a esta ..



## ¿Recuerdas los días de la semana? Days of the week



1- When is math class?

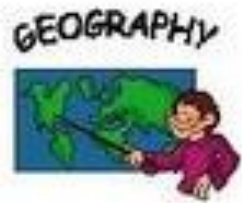
- a) It's on Mondays
- b) It's on Wednesdays
- c) It's Mondays Wednesdays and Fridays

2- When is P.E. class?

- a) It's on Tuesdays
- b) It's on Wednesdays
- c) It's on Fridays



# SCHOOL SUBJECTS

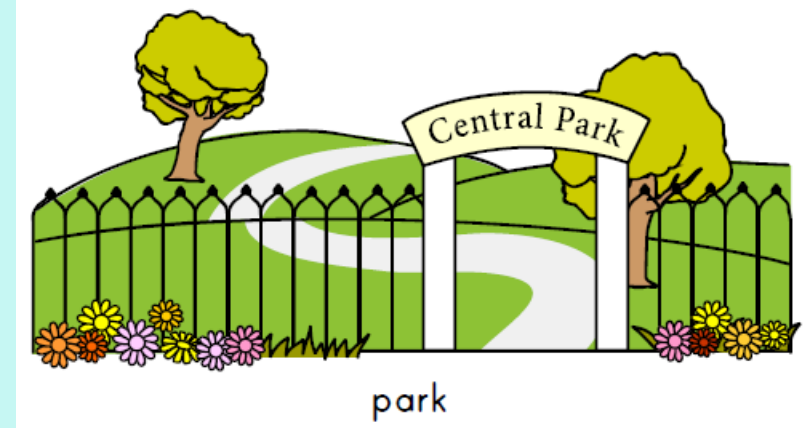
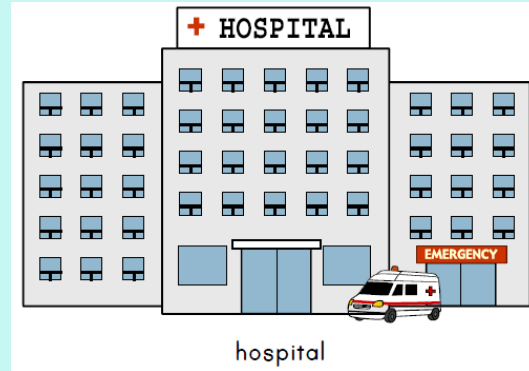
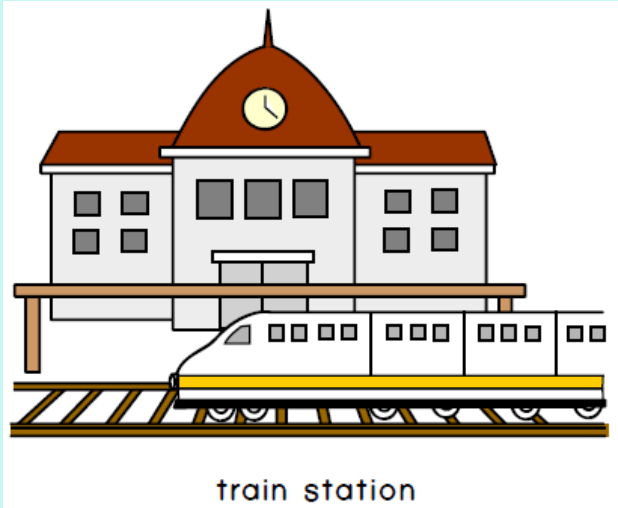


1-What is your favorite subject at school?

-----



# Places in the town (lugares en la ciudad)



cinema







Shopping center



Swimming pool



museum



ZOO

# Fíjate muy bien en esto

There is = hay (existe) (singular)

There are = hay (existen) (plural)



Ejemplo:



There is a park in the town

There are houses in the town

Hay un parque en la ciudad (singular)

Hay casas en la ciudad (plural)





# Look



- There is a school in the town
- There is a zoo in the town
- There are 2 parks in the town



# Now your turn (ahora tu)



- There is .....
- There are .....



# Si dijiste

There is a school or there is a market

y

There are parks



Congrats!

