



English 2° grade

Material de la semana

Profesora: Julia Guerrero
Colegio : Aurora de Chile



Objetivo:

Reconocer y nombrar elementos
y describir la ubicación de
diferentes objetos



Iniciemos la clase

Observa el siguiente link

<https://www.youtube.com/watch?v=QYerF0nPxu8&t=66s>

Observar video

Recuerda las preposiciones .

Recuerda objetos del colegio

Ejercita en tu libro de actividades página 14 y completa la guía .

Evalúa lo aprendido

Recuerda algunas preposiciones




Prepositions



In



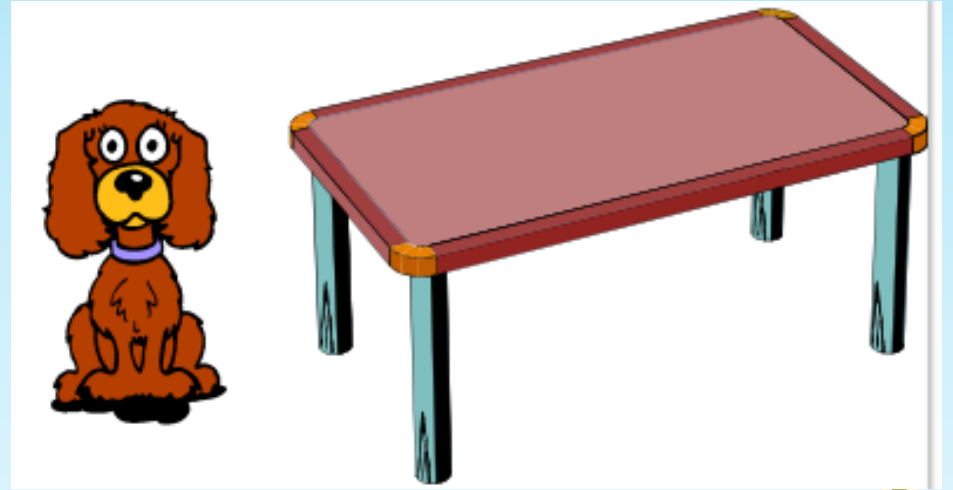
on



under



behind



beside

Where is it?

• 1-

Where is the pencil?
It's...



• - It's **on** the table

• 2

Where is the
ball?



• It's **in** the box

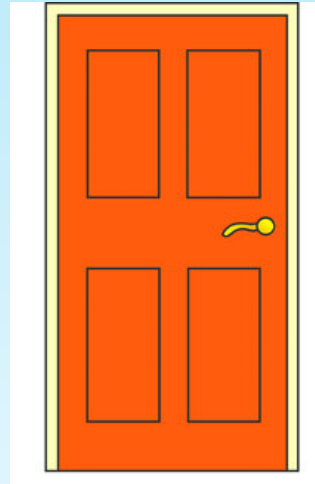
Vocabulary



board



Bin



door



window



board



board



bookcase



cupboard



teacher

Now your turn

(ahora tu turno, elige la alternativa correcta)

1- Where is the cat?



- a) It's on the cupboard
- b) It's in the cupboard
- c) It's behind the cupboard

2- Where is the cat?



- a) It's under the bookcase
- b) It's beside the bookcase
- c) It's in the bookcase

Congratulations

