



## OA semanal: Identificar alimento a través de imágenes para expresar gustos y responder preguntas

### ACTIVIDADES DEL ESTUDIANTE

1) .Observa este link solo de apoyo

<https://www.youtube.com/watch?v=1CEUzORyalc>

2) Escribe el objetivo de aprendizaje en tu cuaderno y la fecha

3) Observa el ppt de apoyo







4) Completas las actividades de la página 34 y 37 de tu libro de actividades

5) Completa la guía en tu cuaderno

### 1° grade English worksheet week N°19

Name: \_\_\_\_\_ Date: August 10<sup>th</sup>

I- Look and match (Observa y une)

	apple	
	yoghurt	
	chicken	
	orange	
	pizza	
	cake	

II- Write the words (Escribe las palabras)

apples yoghurt bread sausages juice milk



---

---

---



---

---

---



---

---

---



---

---

---



---

---

---



---

---

---

III- Read the question and write your answer (Lee la pregunta y escribe tu respuesta)

Yes I do	No I don't
----------	------------

Do you like spaghetti?

---

---

---

Do you like bananas?

---

---

---

Do you like pizza?

---

---

---

Do you like cheese?

---

---

---

Do you like cake?

---

---

---