



OA semanal: Identificar alimento a través de imágenes para expresar gustos.

ACTIVIDADES DEL ESTUDIANTE

- 1) .Observa este link solo de apoyo
- 2) Escribe el objetivo de aprendizaje en tu cuaderno y la fecha
- 3) Observa el ppt de apoyo
- 4) Completas las actividades de la página 32 y 35 de tu libro de actividades volumen N° 2
- 5) Completa la guía en tu cuaderno

1° grade English worksheet week N°18

Name: _____ Date: August 3rd

- I- Look at the picture and Unscramble the words and write
(Observa la imagen, ordena las palabras y las escribes luego construye tu menú recortando, pegando y coloreando)



plasep



wdcasnih

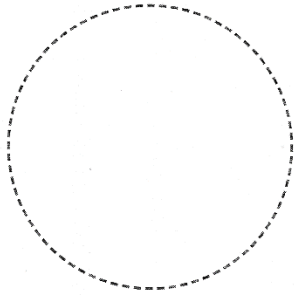


kinecch




ekca

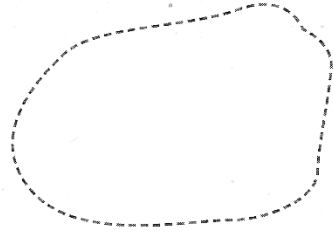
MENU




pizza



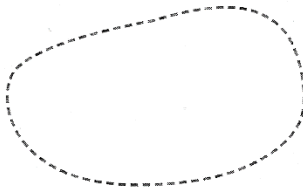
milk



chicken



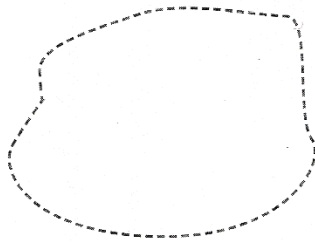
sandwiches




sausages




spaghetti



cake



juice



apples

